

# Installation on a Macintosh Computer

*Please Note: AnyBodyCanDance needs to be authorised for use while running. For this reason you need to leave the CDROM in your CD drive whenever you run the application, even after installation.*

[Back to Contents](#)

---

**There are three possible ways to install AnyBodyCanDance depending on your needs.**

A **Full Installation** will copy all the files on the CDROM to your hard disk. This installation type requires approximately 485 MB of disk space but will result in the best possible performance from the software.

A **Minimal Installation** will copy everything except video files to your hard disk. Video will be played directly from the CDROM. This installation type requires approximately 260 MB of disk space and may result in less smooth video playback.

A **CDROM Only Installation** copies no files to your hard disk (except your customer registration details). This may result in poorer system performance.

*If you do not have privileges for installing software on your computer then you can still use AnyBodyCanDance by simply double-clicking the ABCD icon.*

## To begin the installation:

1. Insert the **AnyBodyCanDance** CDROM into your CDROM drive
2. Double-click on the "AnyBodyCanDance" CDROM icon which appears on your desktop to open the CDROM
3. At this point you can run the application immediately by simply double-clicking on the icon named "ABCD"
4. Alternatively you may install the application by double-clicking on this icon:



Install and Register

5. The rest of these instructions only apply if you are installing the application
6. Read the **End User License Agreement** and click the "Accept" button if you agree to the terms.
7. On the Installer Welcome Screen click the "Next" button.
8. You will now be prompted for your user number. You must enter this exactly as typed on the product packaging and then click "Confirm"

Please enter user number

ABCD-100-

Cancel Confirm

9. The next screen asks for some information about you. This will help us in assisting you with queries

about the software. Fill in your details and choose your preferred installation type (Full Installation, Minimal Installation or CDROM Only). Then click "Install".

AnyBodyCanDance Installer

Please personalise your copy of AnyBodyCanDance

First Name:  Address:

Surname:

Organisation:

Telephone:  Town/City:

Email:  Postcode:

Please add me to the YDance mailing list

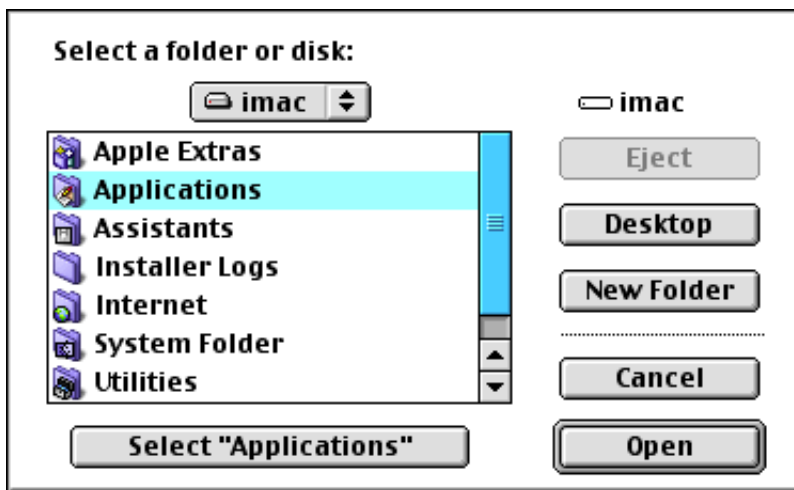
Please notify me about future AnyBodyCanDance product releases

Installation Type:

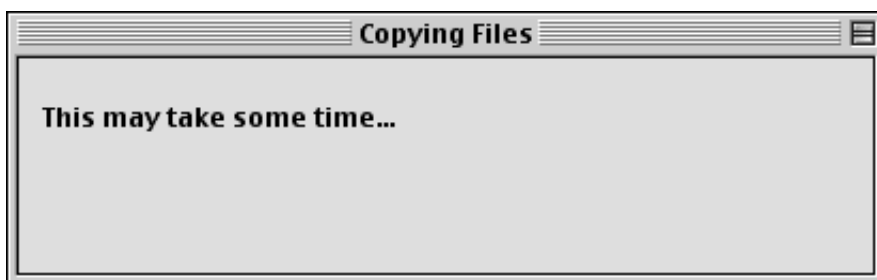
Full installation will copy all video files to your computer for improved video playback.  
This installation will require approximately 485 MB of disk space.

Page 2 of 2

10. Use the Folder Selection Window which appears to choose a place to install your software. If you have chosen a "CDROM Only" installation then choose a place to save your registration details.



11. When you see this screen then you know that the files are being copied to your hard disk. The time this takes depends on the speed of your computer and CD drive and the type of installation you have chosen. Please note that there is no progress indicator, so please be patient while the files are copied. It may take up to 15 minutes in some cases.

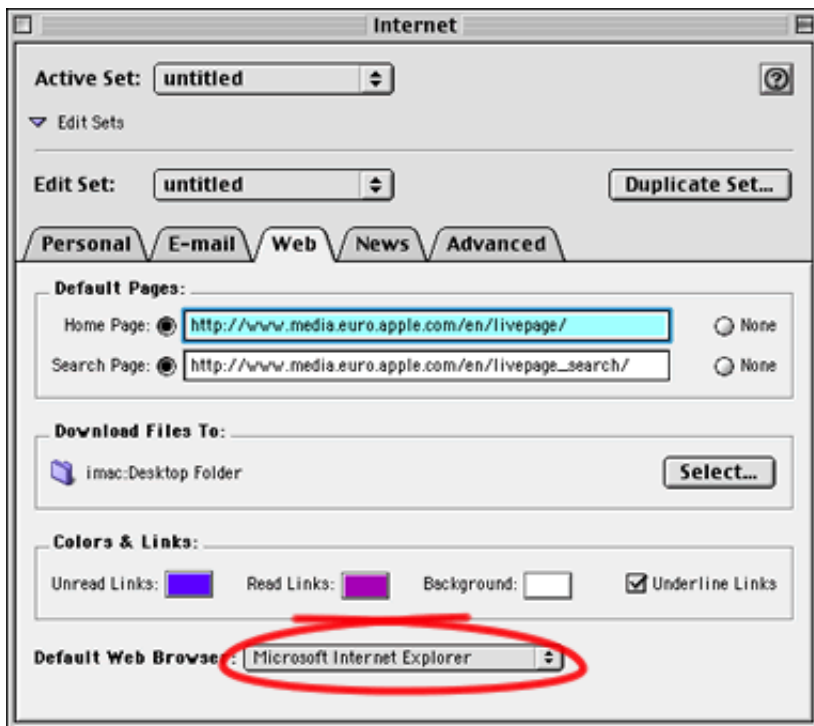


12. Once the files have been copied you will see this screen. To register your software electronically click on "Register via Internet". You must have an internet connection available for this to work. Alternatively you can choose to print and mail/fax your registration details.



## Setting your default browser

**AnyBodyCanDance** requires that your default web browser is set to *Microsoft Internet Explorer* in your Internet Control Panel. Please refer to your computer operating instructions for more information on how to do this and see the screen shot below.



## To run the application after a *Full Installation* or a *Minimal Installation*

1. Locate the folder named "AnyBodyCanDance" which was placed on your hard disk by the installer
2. Double-click on the icon named "ABCD"

*Please ensure that you keep the AnyBodyCanDance CDROM in your CDROM drive at all times as it is required for authorising the software*

---

## Important note about AppleScript

**AnyBodyCanDance** uses a set of *AppleScripts* to assist with opening web pages. These scripts are run whenever you open a web page from within the application. The first time that one of these scripts is run you may see the following window appear:



In most cases you should click on "Yes" unless you definitely know that you *haven't* set your computer up for internet use, in which case you should choose "Set Up Now" and follow the on screen instructions.